

# Transition to Acba digital Guide



# From Old Application to New Application

If you have previously used the ACBA Mobile application, have a physical token that you want to replace with the application or you deleted the app. and reinstall it, you will need to make a replacement from the Acba digital application.

## Replacement



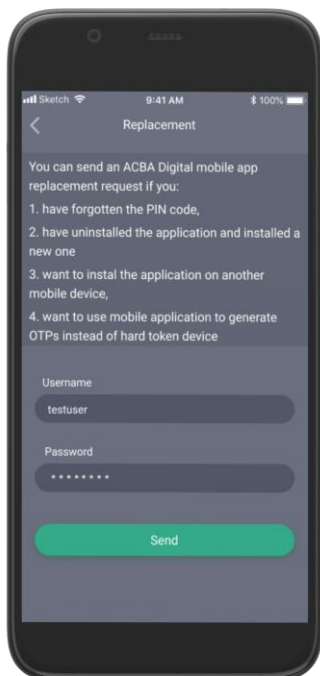
1

After updating or downloading the application, you need to click the "Login" button



2

In the window that opens, select "Replacement"

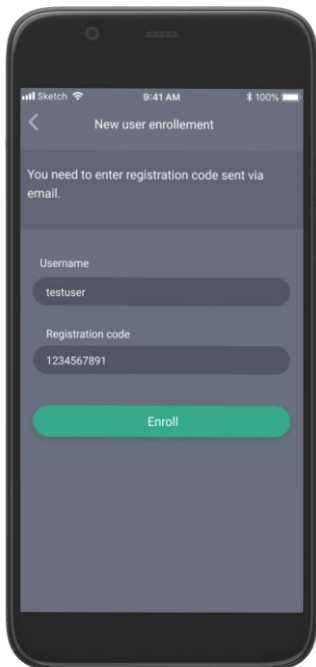
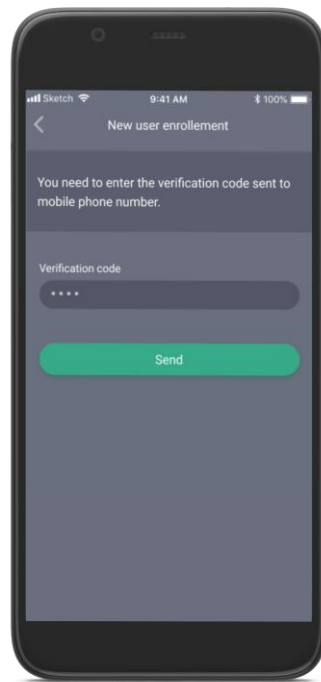


3

Fill in username and password

4

ACBA Digital will send a verification code to your mobile number registered in the Bank, which must be entered in the opened window



After code verification, a registration code will be sent to your e-mail address registered in the Bank, which must be entered in the last stage of the replacement

5

After successful registration, a PIN code will be sent to your mobile number. The password remains unchanged. You will need to enter the old password when logging in

7

